



Installation and Wiring Options of the **HMI** HOYME Motorized
INLINE UNIVERSAL AIR CONTROL DAMPER
 Series HAC to control make-up, replacement, ventilation, and zone air
 for residential and commercial use

INSTALLATION SHALL BE SUBJECT TO THE APPROVAL OF THE ENFORCING AUTHORITIES

INSTALLER must be a trained, qualified person. labels and damper position shall be readily visible when in the installed position.

All electrical and building codes including local codes relating to air control and exhaust must be followed. A qualified contractor shall be consulted regarding these installations.

- Always conduct a thorough check-out after installation is complete.
- Sequence the appliance through at least three normal cycles to confirm proper operation.
- Affix appropriate labels and follow instructions and warnings on each label.

This Series **HAC**, universal motorized **Air Control Damper (24Vac or 120Vac)**, fastens to an air duct in-line to control the flow of air, partially or completely, depending on its mechanical setting.

- The HAC damper may be one of the following:
- **One** motor (typically up to 9"Ø),
 - Spring Return **actuator** (typically 8"Ø - 12"Ø)
 - **Belimo actuator** (typically 8"Ø or larger).

The Belimo actuator is typically used for dampers in excess of 8" in diameter, but may be used on various sizes.

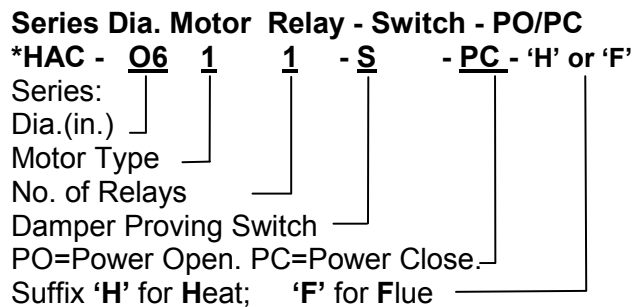
- There are three basic **Belimo actuator** types used.
- On/Off, Spring return
 - 3-wire On/Off
 - 3-Wire Modulating Type

- Some of these Belimo models include
- 24Vac, 24Vac/dc, 120Vac, and 100-230Vac options.

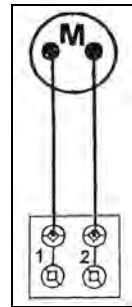
Each Belimo model comes with their own **safety and installation instructions for wiring** along with the damper.

For more information please contact:
Hoyme Manufacturing Inc. 1-800-661-7382
 www.hoyme.com

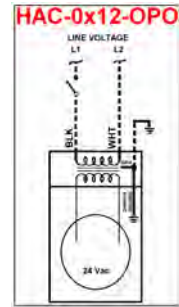
Specifications for One Motor:
 Volts-24 Vac, 50/60 Hz. Motor 5 Watts.
 Relay Coil 0.05 Amps(if used).
 Damper Identification:
 e.g.: **HAC-06-1-1-SPC - H**



The heat damper -'H' has several options for wiring.
 The flue damper -'F' comes with strict wiring & safety instructions.



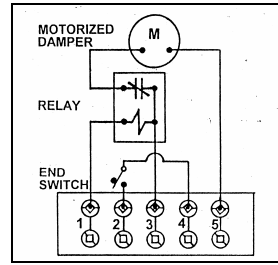
Typical 24Vac model wiring



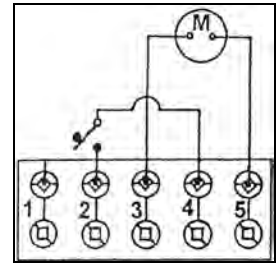
Typical 120Vac model wiring

HAC dampers may include a relay and/or end switch for **interlocking** to an appliance so that the damper **proves its position** before appliance operates.

i.e. **HAC-xx11-SPC**



HAC-xx10-SPO



ELECTRICAL WIRING shall be done in accordance with the National Electrical Codes or with Local Codes where they prevail. Additional wire shall be of the same size and type as used with existing control circuits. Wiring thereto shall be well secured and reasonably remote from any source of heat.