















HMI **Hoyme Manufacturing Inc.**
HAE-IKIT-201 for HAE-1000-200



Parts Checklist:

 (#2b)	EXHAUST ALL WEATHER HOOD, 6"Ø, VELCRO ATTACHED SCREEN FOR OPENING & CLOSING (OOH-0600-000-V)	
 (#2c)	INLET ALL WEATHER HOOD, 6"Ø (OOH-0600-000)	
 (#2a)	HAE TWO HOOD CONNECTOR, 9"Ø (INLET & EXHAUST)	
 (#3)	HAE DOUBLE PLENUM CONNECTOR, 9"Ø (SUPPLY & RETURN)	
 (#4)	HAE AIR FLOW SHIELD, 9"Ø	
 (#5)	HAE MANUAL AIR BALANCE DAMPER, 6"Ø	
 (#5b)	HAE AIR SCOOP, 6"Ø	
 (#6a)	HAE EXTENSION SLEEVE, 6"Ø X 4"L (x2)	
 (#8)	FLEXIBLE ALUMINUM FOIL DUCT, 6" Ø, (4')	
 (#9)	½" PLASTIC DRAIN HOSE (15')	
 (#10)	24" MOUNTING BRACKETS (x2)	